

The Da Vinci

User Manual



www.davincivaporizer.com

Important Information



Allow 3 hours for a full battery charge.

Main Power Switch must be ON to charge.

The DaVinci can be used while charging.



Parts get hot. Use Caution when opening the Chamber or handling heated items.

Unit will get warm under operation, this is normal.

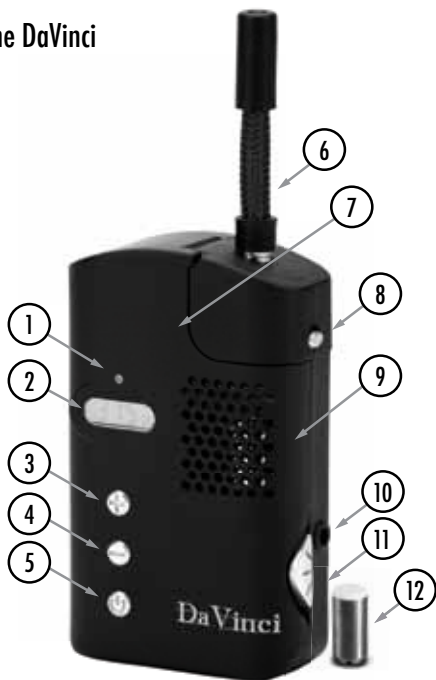
The DaVinci features an auto-off function that switches off after 10 minutes of inactivity.



Disclaimer: the DaVinci is designed as a mobile solution for the practitioners of aromatherapy. The DaVinci is not intended for use with illegal substances.

Healthy Vaporization of all materials is temperature sensitive. Please refer to the advice of your physician.

The DaVinci



1. Heating Indicator
2. Digital Temperature Display
3. Temperature Up Button
4. Temperature Down Button
5. Temperature Power Button
6. Flexi-Straw

7. Storage Compartment
8. Lid Release Switch
9. Heating Chamber
10. Power Adapter Port
11. Main Power Switch
12. Oil Can

Other Features

Upper chamber: simply unscrew to add material when the Oil Can is in use in the Heating Chamber.



Storage compartment: can hold the Oil Can or extra materials. Pull tab to open.



Brush: use the brush to open Oil Cans, clean, and sweep material from storage chamber. Don't use harsh chemicals on finish or internals. Clean or replace screens as needed.



The DaVinci QuickStart Guide

Charge your DaVinci; make sure the Main Power Switch is on while charging.



Load your materials or Oil Can into the chamber. Push the Temperature Power Button.



Use the Temperature buttons to adjust the DaVinci to desired temperature. Vape.



How to Charge Your DaVinci



Place charger in wall and cord tip into charger port on side of vaporizer.



Be sure master power switch is on and LCD screen can be read during charging.

Using Your DaVinci



After having completely charged the unit, push the Lid Release Switch to open the chamber.



Place material into the vaporization chamber.

Using Your DaVinci



Turn on the Main Power Switch and push the Temperature Power Button.



Using the Temperature Up and Down buttons, dial in your desired temperature. When the Indicator turns green, you're ready to vape.

Using Your DaVinci




After temperature is reached, take long, slow breaths until desired effect is reached.



Use the DaVinci as an aroma diffuser. Remove straw, turn on low heat and let diffuse into air. Turn off after use.

The Oil Can: for Essential Oils & Grinds

Essential Oils and Grinds can be vaped with the DaVinci, by using the Oil Can!



Remove silicon seal with brush, add grinds or oil. Oils may need to slow-soak into high temp filament for best results.



With your favorite Essential Oil, drop a desired amount into the Oil Can.

The Oil Can: for Essential Oils & Grinds



Replace silicon seal on the Oil Can. Place the Oil Can in the chamber. Close the lid, and you're ready to vape.

Please use caution when handling the Oil Can after immediate use, parts can get hot.

DaVinci FAQs

What exactly is a vaporizer?

A vaporizer is a device able to utilize plants, herbs and essential oils in the practice of aromatherapy. Vaporizers use temperature control (not combustion) to heat plant matter or oils to an exact temperature, vaporizing the active ingredients which are then inhaled.

What is aromatherapy?

Aromatherapy is a form of alternative medicine that uses volatile plant materials, known as essential oils, and other aromatic compounds for the purpose of providing better health and improved quality of life.

Why is the DaVinci better than units that create combustion?

Combustion instantly destroys 30-40% of the key elements found in various herbs, and releases a multitude of new chemical compounds (carcinogens). Vaporizing provides a more desired effect by utilizing temperature-specific key ingredients which are released at much lower temperatures than combustion. The DaVinci Vaporizer delivers the active chemicals as a vapor mist, leaving behind undesired carcinogens as well as more fully utilizing the material.

I heard having a vaporizer can get me in trouble?

The DaVinci Vaporizer is not intended for use with illegal substances and is completely focused as a mobile solution for practitioners of aromatherapy. Any instrument used for illegal substances can get you in trouble but aromatherapy devices are legal.

DaVinci FAQs

Why make a pocket vaporizer?

Portability and mobility are important features for our personal gadgets. Our phones and computers are prime examples of highly useful devices that fit in your pocket and greatly improve our quality of life. With this in mind, a pocket vaporizer answers true portability while other vaporizers are criticized as too big. With a smaller sized device comes the advantage of true portability.

Why don't I see or smell smoke?

Vaporization is designed to extract key ingredients without combustion. Although the DaVinci is capable of temperatures above 430°F, If you see or smell smoke, your temperature setting is above the optimal vaporization temperature.

What is the best temperature?

Optimal vaporization temperature is material specific and a matter of personal preference. Please refer to our temperature guide to indentify suggested temperatures for some materials, but ultimately the user of the Davinci will find a temperature range best suited to producing the desired effect.

Why does my DaVinci get hot?

The DaVinci is capable of reaching oven temperature, so the unit feeling warm is normal. However, please do not obstruct the Heating Chamber grille while in use with your hands, clothing or other objects, as that will cause the unit to overheat.

Troubleshooting Guide



My DaVinci won't charge.

Make sure the Main Power Switch is ON, and the unit is plugged into a power outlet using the power adapter.

My DaVinci won't power up.

The Main Power Switch, located on the side of the unit, must be pushed up (the "on" position), and the unit charged.

My DaVinci won't heat up.

The Temperature Power Button, located in the front (with the power symbol) must be pressed to activate the thermostat.

It's hard to draw on the Flexi-Straw.

Clean or replace the screen. Clean the inside of your straw with warm water.

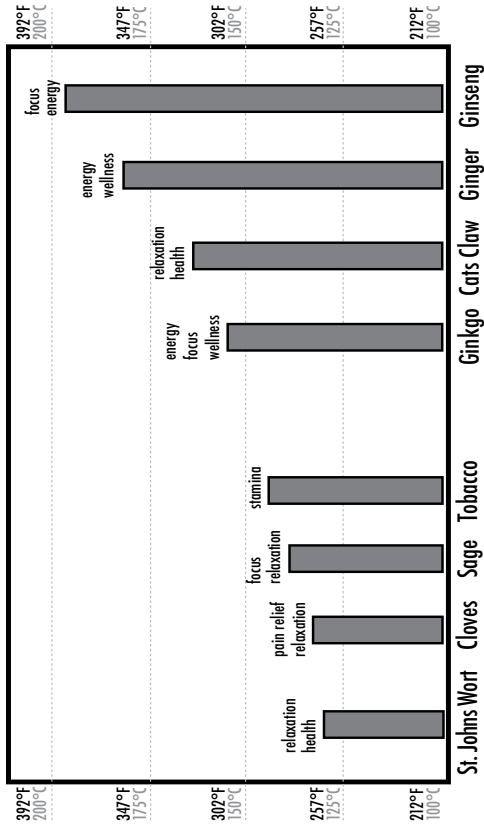
What's an easy, basic way to clean the DaVinci?

Power the unit off and allow it to cool down. Tilt the unit with the lid open and use the brush to loosen the contents. You can also use a can of air to remove the fine dust from the chamber.

Why isn't there any vapor?

The temperature may be set too low for the material being used. Adjust using the temperature buttons.

Basic Vape Temperature Guide



The DaVinci Advantage



Functional Design

Fits in your pocket. Ergonomically designed, with convenient Storage Compartment and durable Flexi-Straw.



Digital Temperature Control

Vape with digital precision. Dial in the exact temperature with total accuracy.



High Temp-Safe Components

A safe air-track is ensured by using high temp food grade silicon, non gassing plastics, and non lead-based solder.



Internal Lithium Ion Battery

Rechargeable internal batteries, no plugs needed. Take your DaVinci anywhere.



The DaVinci Oil Can

You can vape your essential oils with the simple to use DaVinci Oil Can.

MANUFACTURER'S WARRANTY FOR DAVINCI VAPORIZER

First: Register your product at www.davincivaporizer.com/registration.

This warranty does not affect your legal (statutory) rights under your applicable national laws relating to the sale of consumer products. Organicix, LLC provides this Warranty to the purchaser of the DaVinci Vaporizer included in the sales package ("Product").

During the warranty period, Organicix, LLC or an Organicix, LLC authorized service company will in a reasonable time remedy defects in the device free of charge by repairing or, should Organicix, LLC deem it necessary, replacing the Product in accordance with this Warranty.

This warranty is only valid and enforceable in the country where you purchased the Product provided that Organicix, LLC has intended the Product for sale in that country.

2 Year Limited Warranty Period

The two (2) year limited warranty period starts at the time of Product's original purchase by the first end-user. This Product consists of several different parts and different parts may be covered by a different warranty period depending on the lifecycle of each part. (Hereinafter "Warranty Period"). The general Warranty Periods is Two (2) Years for the DaVinci Vaporizer and includes all attached parts, craftsmanship, electronics, heating chamber, and structural integrity. The Lithium Ion batteries however are subject to degradation and reduced run time over the course of regular use thus carries a warranty of 90 days after purchase to perform as designed for forty (40) continuous minutes at 200 degrees F.

(Battery Note: While Organicix, LLC took great care in selecting long life premium quality lithium ion batteries due to their non-memory features and ability to cycle 300 times preceding degradation, work time will gradually diminish with extended use. Please contact our service centers for battery replacement options of the highest caliber)

As far as your national laws permit, the warranty Period will not be extended or renewed or otherwise affected due to subsequent resale, Organicix LLC authorized repair, or replacement of the Product. However, part(s) repaired or replacement product during the Warranty Period will be warranted for the remainder of the original Warranty Period or for Ninety (90) days from the date of repair or replacement, whichever is longer.

How to obtain warranty service.

If you have registered online and you wish to make a claim under this warranty, please return your Product or the affected part to Organicix, LLC or an Organicix, LLC authorized Service Company. You can call Organicix, LLC customer service at 1-866-336-7224 for further details on how to make a claim.

Any claim under this warranty is subject to you notifying Organicix, LLC or a Organicix, LLC authorized service company of the alleged defect within 30 days time of it having come to your attention and no later than before the expiration of the warranty period.

When making a claim under this Limited Warranty you will be required to provide: a) the Product (or the affected part) and b) the original proof of purchase, which clearly indicates the name and address of the seller, the date and place of purchase and the product type.

What is not covered?

1. This warranty does not cover user manuals, packaging, accessories (oil can, extra battery pack, leather covers, etc.) or any third party manuals, whether downloaded or included during shipping or at any other time in the delivery chain or otherwise and in any way acquired by you.

2. This warranty does not cover a) normal wear and tear, b) defects caused by rough handling (including, without limitation, defects caused by sharp items, by prolonged exposure to the sun, by water damage, by bending, compressing or dropping, etc.), or c) defects or damage caused by misuse of the Product, including use that is contrary to the instructions provided by Organicix, LLC and/or e) discoloration or loss of paint, or any other acts beyond the reasonable control of Organicix, LLC.

3. This warranty does not cover defects or alleged defects caused by the fact that the Product was used with, or connected to, any product, accessory and/or service not manufactured, or supplied by ORGANICIX, LLC or was used otherwise than for its intended use.

4. This warranty is not enforceable and is void if the Product has been dismantled, modified or repaired by anyone other than Organicix, LLC or an Organicix, LLC authorized service center, if it is repaired using unauthorized spare parts or if the Product's date code has been removed, erased, defaced, altered or are illegible in any way and this shall be determined at the sole discretion of ORGANICIX, LLC.

5. This warranty is not enforceable and is void if the Product has been exposed to moisture, to dampness or to extreme thermal or environmental conditions or to rapid changes in such conditions, to corrosion, to oxidation, to spillage of food or liquid or to influence from chemical products.

6. This warranty is not enforceable and is void if the Product is returned to Organicix, LLC or an Organicix, LLC authorized service center and contains any illegal substances in any devices, spare parts or accessories.

7. This warranty is not enforceable and is void if the Product is damaged in any way due to incorrect cleaning and maintenance.

8. This Warranty does not include accessories and consumable spare parts or other items purchased in conjunction with the DaVinci Vaporizer, unless otherwise stated.

9. This Warranty is not enforceable if the Product is sold through an unauthorized reseller, including unauthorized internet resellers. All authorized Internet sellers have a unique seller code provided directly from Organicix, LLC

Other important notices

If the Product is found not to be covered by the terms and conditions of this warranty, Organicix, LLC and its authorized service companies reserve the right to charge a handling fee. When repairing or replacing the Product, Organicix, LLC may use products or parts that are new, equivalent to new or re-conditioned. Your Product may contain country specific elements. If the Product has been re-exported from its original destination country to another country, the

Product may contain country specific elements that are not considered to be a defect under this warranty.

Limitation of ORGANICIX, LLC's liability

This Warranty is your sole and exclusive remedy against Organicix, LLC and Organicix, LLC's sole and exclusive liability in respect of defects in your Product. This Warranty replaces all other Organicix, LLC warranties and liabilities in regard to the DaVinci Vaporizer, whether oral, written, (non-mandatory) statutory, contractual, in tort or otherwise, including, without limitation, and where permitted by applicable law, any implied conditions, warranties or other terms as to satisfactory quality or fitness for purpose. However, this Warranty shall neither exclude nor limit 1) any of your legal (statutory) rights under the applicable national laws or 2) any of your rights against the seller of the Product.

To the extent permitted by applicable law(s) Organicix, LLC does not assume any liability for any loss of profit, loss of use of Products or functionality, loss of business, loss of contracts, loss of revenues or loss of anticipated savings, increased costs or expenses or for any indirect loss or damage, consequential loss or damage or special loss or damage. To the extent permitted by applicable law, Organicix, LLC liability shall be limited to the purchase value of the Product.

Organicix LLC
9775 S. Maryland Pkwy Suite F #168
Las Vegas, NV, 89183

1-800-336-7224

Inspected for Quality.

The manufacturers of the DaVinci take great care in producing a quality product. Quality assurance inspections are performed on each and every model to ensure all features & components are in top working order.

Each DaVinci Vaporizer has an individual serial number to ensure authenticity. If your DaVinci doesn't have a serial number, please contact us.



DaVinci
vaporizer.com