


**ATTENTION**

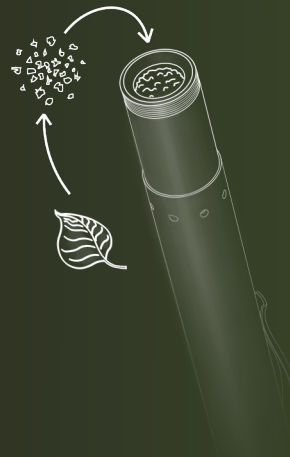
Your Grasshopper can be dangerous.  
Improper use may result in injury.  
Before use, read this entire manual.



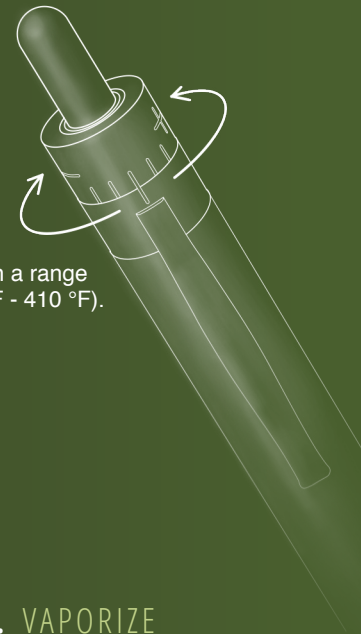
LIGHT	STATUS
	WAIT
	READY
	LOW BATTERY
	CHARGING + OFF
	CHARGED

**1. PACK**

- Unscrew the mouthpiece.
- Pack your ground herbs into the chamber.
- Replace the mouthpiece.

**2. ADJUST**

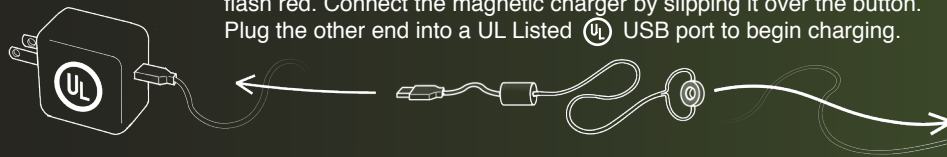
Rotate the dial to set your desired temperature. Each tick represents 20 °C in a range from 130 °C - 210 °C (266 °F - 410 °F).

**3. VAPORIZE**

- Turn your Grasshopper on by clicking the button once.
- Wait for the lights to turn blue.
- Inhale firmly through the mouthpiece. Your Grasshopper can keep up. **DO NOT** exhale into the vaporizer. This can damage the device.

**4. CHARGE**

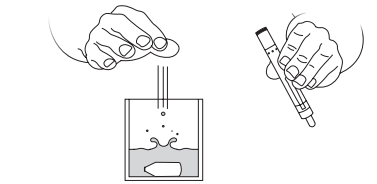
Your battery comes charged. As it discharges, the lights will begin to flash blue with increasing intensity. When the battery is exhausted, the lights will flash red. Connect the magnetic charger by slipping it over the button. Plug the other end into a UL Listed USB port to begin charging.



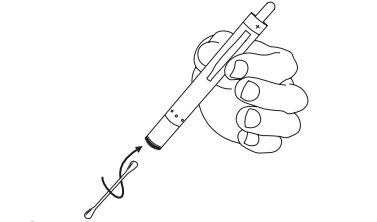
# CLEANING

Normal use of your Grasshopper will cause the accumulation of residue in the chamber and mouthpiece. Your Grasshopper requires regular cleaning to prevent it from becoming clogged or damaged. Follow these steps during cleaning:

**A. Prepare a glass container filled with isopropyl alcohol (IPA). Remove the mouthpiece and place it in the IPA.**



**B. Wet a cotton swab in the IPA. Insert into the chamber and scrub the sides and bottom using a circular motion.**



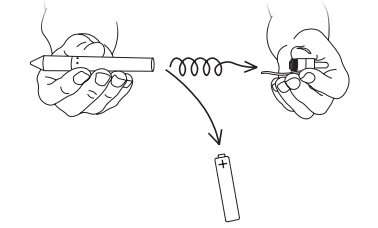
**C. After soaking, remove any remaining debris using a cotton swab. Allow both pieces to dry completely before use.**



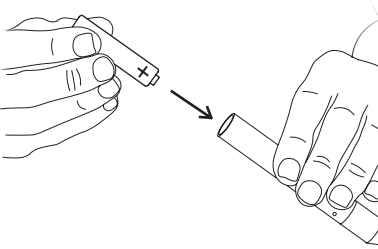
# BATTERY CHANGE

The Grasshopper has a user-replaceable battery. Extra or replacement batteries can be ordered from the Grasshopper website, [www.grasshoppervape.com](http://www.grasshoppervape.com).


**A. Unscrew the Back End and remove the battery.**



**B. Insert a new battery with the positive (+) end towards the front.**



**C. Replace and snugly tighten the Back End.**



# WARRANTY



Your Grasshopper Vaporizer carries a Limited Lifetime Warranty. This warranty covers manufacturing defects and most general “wear and tear” on the device, for the lifetime of the purchaser.

Your warranty does not cover the battery or the screen of the Grasshopper. Those parts must be replaced at the cost of the purchaser.

The warranty does not cover devices that have been damaged due to misuse, abuse or accident such as: Purposely causing damage to the device, charging the device with a non UL listed charger, failure to follow the provided operating instructions or safety information, submerging the device in a liquid while on, or making any attempt to repair a damaged device.

This warranty covers only the original purchaser of the device. The purchasing invoice must be kept to receive service.

The owner of the device is responsible for shipping it back to us for warranty service. Any shipping charges incurred by this are the responsibility of the owner.

To receive service you must contact [service@grasshoppervape.com](mailto:service@grasshoppervape.com). In order to improve the device and future service, we ask that you explain the failure of your device in detail when submitting a request. Any request for service not processed through this contact will not be fulfilled.

# SAFETY



Before using this product, you must visit <http://www.grasshoppervape.com/safety> and review the complete instructions and safety information.

Failure to follow warnings may result in electric shock, fire, property damage, bodily injury or death.

**RELEASE OF LIABILITY**  
Hopper Labs LLC nor its retailers assume any responsibility or liability associated with the use of this product.

**AGE**  
You agree with full confidence that you are at least 18 years of age. You also agree to be of smoking age in your local jurisdiction to use this product.

**USE**  
Never use the product before reviewing the manual in its entirety. If any one section or point is unclear, you agree to contact customer service before proceeding to use the product. Keep manual and all directions for future use. For adult use only. Product for current smokers only.

Never operate the product below 0°C (32°F) or above 32°C (90°F). Never drive a car or operate machinery in conjunction with use of the product.

**DAMAGE**  
You must immediately discontinue use if the product shows any sign of damage, including but not limited to dents, overheating, restrictive flow, and electrical malfunctions. Do not attempt to repair, replace, or install any part of the product. Please contact your seller.

**CHILDREN**  
Always keep away from children.

**FDA**  
Personal Vaporizers are not approved by the FDA.

**HEALTH**  
Always consult your doctor before use. Always use away from the vicinity of people and pets. Never use before, after or during exercise. Never use if you have any existing or past medical conditions, and if you are taking any medication. Never use in conjunction with illicit drugs, alcohol, energy drinks, herbal, nutritional, and/or nutraceutical supplements. This product is not for those who are pregnant, nursing, or planning to get pregnant. Always use this product in moderation. Vaping and exposure to vaping may potentially cause the emergence, contraction, contribution to, aggravation or exacerbation of various forms of adverse health effects including but not limited to cancer, heart disease, arteriosclerosis, carcinoma, liver disease, respiratory disease or illness, cancerous or precancerous abnormal condition or conditions, disorder, sickness, ailment, unhealthiness, symptoms, diseases, illness or malady of the human body. Consult your doctor before use.

**BATTERIES**  
Lithium-ion batteries are volatile. They may burn or explode with improper use or handling. Do not charge or use with non- approved devices. Do not charge unattended or overnight. Always charge through a surge protector. Always keep away from direct sunlight, heat, and water. Overuse of the device may cause this product to overheat.

If the device or battery begins to feel hot immediately discontinue use, turn off, and remove battery. Let cool in a safe, non-flammable environment. Do not approach for at least 2 hours.

**BATTERIES CONTINUED**  
Do not replace batteries with un-approved units. Never crush, dent, heat or tamper with batteries. Never throw batteries into a fire. If battery or device looks damaged do not use. Do not use if battery label is torn or damaged. Do not carry or store loose.

Keep batteries away from pets and children. Do not swallow. If swallowed contact your local Poison Control Center immediately.

**DISPOSAL**  
Always dispose of device properly and responsibly. Contact customer service on the best way to dispose of your device. Please recycle where possible.



# CONTACT

[www.grasshoppervape.com/contact](http://www.grasshoppervape.com/contact)  
Hopper Labs, LLC  
Boulder, CO 80304



Hopper Labs