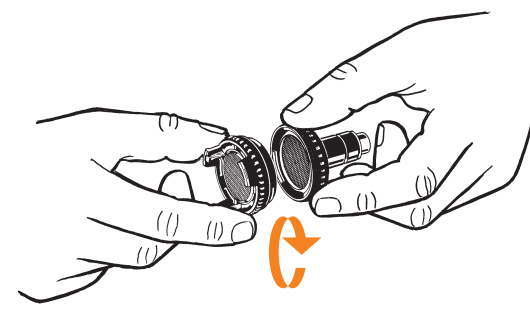





1. Switch heat on  
(takes 3-5 min.)



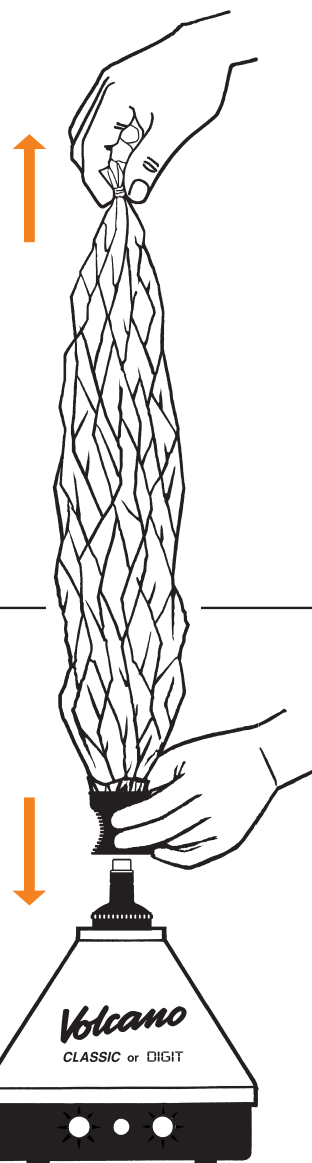
2. Choose temperature



3. Remove Filling  
Chamber Cap



4. Grind substance



max. 10 mm  
min. 1 mm

max. 1/2 inch  
min. 1/16 inch

5. Fill Filling Chamber




6. Screw on Filling Chamber Cap



7. Preheat substance  
if control lamp is off



8. Before putting Valve Balloon  
on Filling Chamber, pull it tight



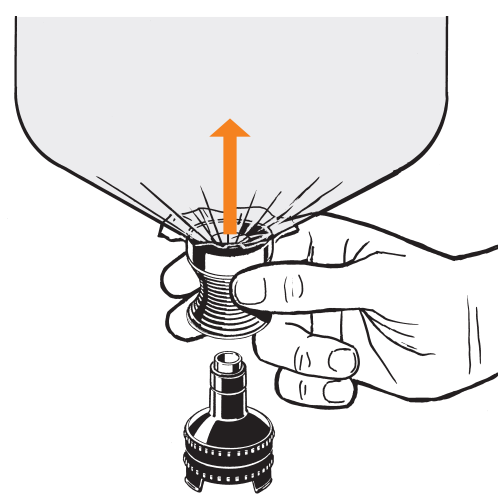
9. Watch vapor density



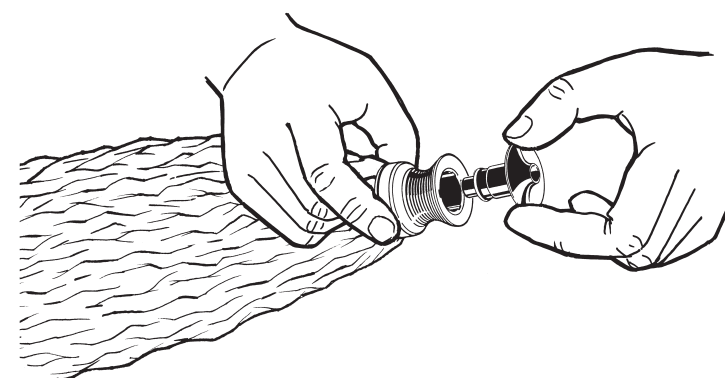
10. Remove full  
Balloon Unit



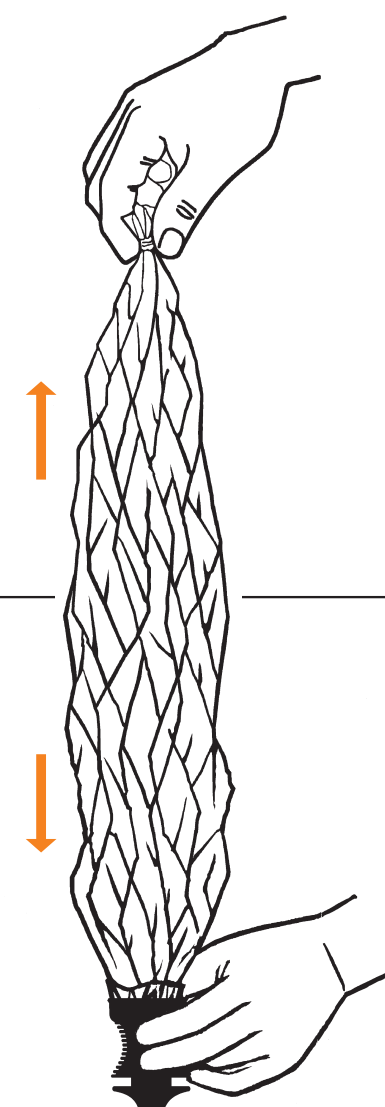
11. Beware of hot surface!  
Never leave Filling Chamber on  
VOLCANO



12. Detach Valve Balloon  
from Filling Chamber



13. Attach Mouthpiece  
to Valve Balloon



14. Empty the Valve Balloon  
completely by pulling  
it tight

The Instructions for Use of the VOLCANO Vaporization System are mandatory.